





HIGHLY DEPENDABLE FOR THE MOST DEMANDING BUSINESS ENVIRONMENTS.



Epson's dot matrix printer is designed to offer busy offices unparalleled performance and reliability. Its high speed of up to 480 cps (10cpi) and an MTBF (Mean Time Before Failure) of 20,000 POH (Power On Hours) make this extremely durable printer an ideal solution for medium and large print volumes. With a built-in USB, parallel interface and optional network print server, it's engineered for versatile connectivity. The LQ-2190 is a fast, flexible, cost-effective and highly reliable printing solution that you can rely on.



- 
 Print
- 
 High Speed Printing
- 
 Power Savings
- 
 Cost Effective



Epson genuine ribbons ensure greater yield, better quality and longer lifespan

ENGINEERED FOR BUSINESS

High Print Speed

Boost productivity with a fast print speed of up to 480 cps (10 cpi).

Robust and Reliable

A MTBF of 20,000 POH guarantees uninterrupted operation and less maintenance.

Versatile Connectivity

Built-in USB, parallel interface and an optional network print server offer seamless connectivity and fuss-free printing.

MODEL NUMBER	LQ-2190			
Printer Technology	Impact dot matrix			
Printing Method	24 pins			
Number of Pins in Head	Bi-direction with logic seeking			
Print Direction	ESC/P2 and IBM PPDS emulation			
Control Code				
Printer Speed				
High Speed Draft	10 / 12 cpi	480 / 576 cps		
Draft	10 / 12 / 15 cpi	360 / 432 / 540 cps		
Draft Condensed	17 / 20 cpi	308 / 360 cps		
Letter Quality	10 / 12 / 15 cpi	120 / 144 / 180 cps		
Letter Quality Condensed	17 / 20 cpi	205 / 240 cps		
Print Characteristics				
Character Table	14 international character sets and one legal character sets. 1 Italic and 12 graphical character tables: Italic table, PC437 (US Standard Europe), PC850 (Multilingual), PC860 (Portuguese), PC861 (Icelandic), PC863 (Canadian-French), PC865 (Nordic), BRASCI, Abicomp, Roman 8, ISO Latin 1, PC 858, ISO 8859-15			
Bitmap Fonts	Epson Draft / Epson Courier: 10cpi, 12cpi, 15cpi; Epson Roman / Epson Sans Serif: 10cpi, 12cpi, 15cpi, Proportional; Epson Prestige: 10cpi, 12cpi; Epson Script / OCR-B / Orator / Orator-S / Epson Script C: 10cpi, Proportional			
Scalable Fonts	Epson Roman / Sans Serif / Roman T / Sans Serif H: 10.5pt., 8pt. - 32pt. (every 2pt.)			
Barcode Fonts	EAN-13, EAN-8, Interleaved 2 of 5, UPC-A, UPC-E, Code 39, Code 128, POSTNET, Coda bar (NW-7), Industrial 2 of 5, Matrix 2 of 5			
Printable Columns				
Pitch	10 / 12 / 15 / 17 / 20 cpi	136 / 163 / 204 / 233 / 272 cpl		
Paper Handling				
Paper Path	Manual Insertion (Front or rear in, top out), Push Tractor (Front or rear in, top out), Pull Tractor (Front or rear or bottom in, top out)			
Paper / Media	Length	Width	Thickness	
Cut Sheet (Single Sheet)	Entry: Front	148 - 420 mm (5.8 - 16.5")	100 - 420 mm (3.9 - 16.5")	0.065 - 0.14 mm (0.0025 - 0.0055")
	Entry: Rear	100 - 420 mm (3.9 - 16.5")	100 - 420 mm (3.9 - 16.5")	0.065 - 0.14 mm (0.0025 - 0.0055")
Cut Sheet (Multi-part)	Entry: Front	148 - 420 mm (5.8 - 16.5")	100 - 420 mm (3.9 - 16.5")	0.12 - 0.46 mm (0.0047 - 0.018") (Total)
	Entry: Rear	100 - 420 mm (3.9 - 16.5")	100 - 420 mm (3.9 - 16.5")	0.12 - 0.46 mm (0.0047 - 0.018") (Total)
Continuous Paper (Single Sheet / Multi-part)	Entry: Front, Rear, Bottom	101.6 - 558.8 mm (4 - 22")	101.6 - 406.4 mm (4 - 16")	0.065 - 0.46 mm (0.0025" - 0.018") (Total)
	Copies	1 Original + 5 Copies		
Envelope (No.6)	Entry: Rear	92mm (3.6")	165mm (6.5")	0.16 - 0.52 mm (0.0063 - 0.020") (Total)
	Entry: Rear	105mm (4.1")	241mm (9.5")	0.16 - 0.52 mm (0.0063 - 0.020") (Total)
Envelope (No.10)	Entry: Rear	105mm (4.1")	241mm (9.5")	0.16 - 0.52 mm (0.0063 - 0.020") (Total)
	Entry: Bottom	101.6 - 558.8 mm (4 - 22")	101.6 - 406.4 mm (4 - 16")	0.16 - 0.19 mm (0.0063 - 0.0075") (Total)
Label (Base Sheet)	Entry: Front, Rear	148 - 200 mm (5.8 - 7.8")	100 - 200 mm (3.9 - 7.8")	0.22mm (0.0087")
	Entry: Rear	127mm (5")	216mm (8.5")	0.07 - 0.09 mm (0.0028 - 0.0035")
Card	Entry: Front, Rear	148 - 200 mm (5.8 - 7.8")	100 - 200 mm (3.9 - 7.8")	0.22mm (0.0087")
Roll Paper	Entry: Rear	127mm (5")	216mm (8.5")	0.07 - 0.09 mm (0.0028 - 0.0035")
Line Spacing	4.23mm (1/6") or programmable in increments of 0.0706mm (1/360")			
Acoustic Noise	54 dB			
Input Data Buffer	128 KB			
Interface	Bi-directional Parallel Interface (IEEE-1284 nibble mode supported), USB 2.0 (Full Speed), Type B I/F Level 2 (Option)			
Ribbon Cartridge	Standard	Fabric Ribbon Cartridge (Black)		
Ribbon Life	Approx. 15 million Characters ¹			
Reliability				
Mean Print Volume Between Failure (MVBFB)	40 million lines (except print head)			
Mean Time Between Failure (MTBF)	20,000 Power On Hours (POH) (25% Duty)			
Print Head Life	400 million strokes/wire			
Control Panel	6 switches and 10 LEDs are located on the panel			
Environmental Conditions (Operating)				
Temperature	5 - 35°C (Operating ²), 15 - 25°C (Operating ^{2,3})			
Humidity	10 - 80% RH (Operating ²), 30 - 60% RH (Operating ^{2,3})			
Electrical Specification				
Rated Voltage	AC 220 - 240 V			
Rated Frequency	50 - 60 Hz			
Power Consumption	Operating	Approx. 46W (ISO/IEC10561 Letter Pattern) (Energy STAR Compliant)		
	Sleep Mode	Approx. 3W		
	Power Off	0W in powered off mode		
Printer Driver / Utility				
Operating System	Microsoft® Windows® 2000 / XP / Vista / 7 / 8			
Utility	Epson Status Monitor 3 (Microsoft® Windows® 2000 / XP / Vista / 7 / 8) Epson Printer Setting (Microsoft® Windows® 2000 / XP / Vista / 7 / 8)			

Dimensions & Weight

Weight: Approx. 13kg (28.66lbs)



Options

Epsonnet 10/100 Base TX Int. Print Server	C824352
Pull Tractor Unit	C800322
Ribbon Cartridge	C13S015531
Serial I/F Card No Buffer Type-B	C824432

Legend

- cpi Characters per inch (Characters per 25.4mm)
- cps Characters per second
- cpl Character per line

¹ Actual print yield may vary depending on usage purpose and environment
² Without condensation
³ During printing on reclaimed paper, multi-part paper, envelope, label or roll paper



Multiple configurations are Energy Star qualified.

©2014 Epson Singapore Pte Ltd. All Rights Reserved. Reproduction in part or in whole, without the written permission from Epson, is strictly prohibited.

EPSON and EXCEED YOUR VISION are registered trademarks of Seiko Epson Corporation.

All other product names and other company names used herein are for identification purposes only and are the trademarks or registered trademarks of their respective owners.

Epson disclaims any and all rights in those marks. Print samples shown herein are simulations. The actual product design and contents may vary. Specifications are subject to change without notice and may vary between countries. Please check with local Epson offices for more information.